



District Report Card: 2017


State: Kerala	District: Thiruvananthapuram
Class: 3	Subject: Language
Schools: 61	Students: 1159


Participation/Coverage


Students

 GENDER	Boys		Girls	
	Number	%	Number	%
	560	48.32	599	51.68

 AREA	Rural		Urban	
	Number	%	Number	%
	934	80.59	225	19.41

 CATEGORY	SC		ST		OBC		GEN	
	Number	%	Number	%	Number	%	Number	%
	193	16.65	16	1.38	758	65.40	192	16.57

 CWSN	LD	VI	HI	S&LD	ID	Oth
	7	7	0	3	5	3

 Management	Government		Government-aided	
	Number	%	Number	%
	800	69.03	359	30.97

Average Performance of Students in Language (%)

Overall	Gender		Area		Management		Social Group			
	Male	Female	Rural	Urban	Govt.	Aided	SC	ST	OBC	GEN
85.70	84.08	87.21	85.00	88.59	85.88	85.31	86.77	80.83	85.57	85.56

Performance on Learning Outcomes (LOs)

Learning Outcomes	Description	Average Performance(%)
L304	Reads small texts with comprehension i.e., identifies main ideas, details, sequence and draws conclusions	84.12
L312	Reads printed scripts on the classroom walls: poems, posters, charts etc.	88.85

Range of Performance of Students who Answered Correctly							
Below 30%		30% - 50%		50% - 75%		Above 75%	
Number	%	Number	%	Number	%	Number	%
15	1.29	41	3.54	186	16.05	917	79.12

Lowest Performing Learning Outcomes (LOs)

- 1 - Reads small texts with comprehension i.e., identifies main ideas, details, sequence and draws conclusions (84.12)
- 2 - Reads printed scripts on the classroom walls: poems, posters, charts etc. (88.85)